



3YM30AE Series

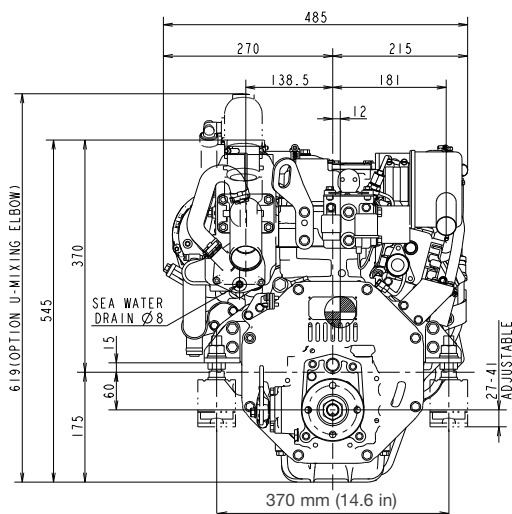
Configuration	4-stroke, vertical, water-cooled diesel engine		
Maximum output at crankshaft	* 21.3 kW@3200 rpm	[29.1 mhp@3200 rpm]	
Displacement	1.266 L	[77 cu in]	
Bore x stroke	80 mm x 84 mm	[3.1 in x 3.3 in]	
Cylinders	In-line		
Combustion system	Indirect injection		
Aspiration	Natural aspiration		
Starting system	Electric starting 12V - 1.4 kW		
Alternator	12V - 125A		
Cooling system	Fresh water cooling with heat exchanger		
Lubrication system	Enclosed, forced lubricating system		
Direction of rotation [crankshaft]	Counterclockwise viewed from stern		
Dry weight without gear	127 kg	[280 lbs]	
Emission compliance	EU: RCD 2	BSO II	EMC
	US: EPA Tier 3		
Engine mounting	Rubber type flexible mounting		

NOTE:

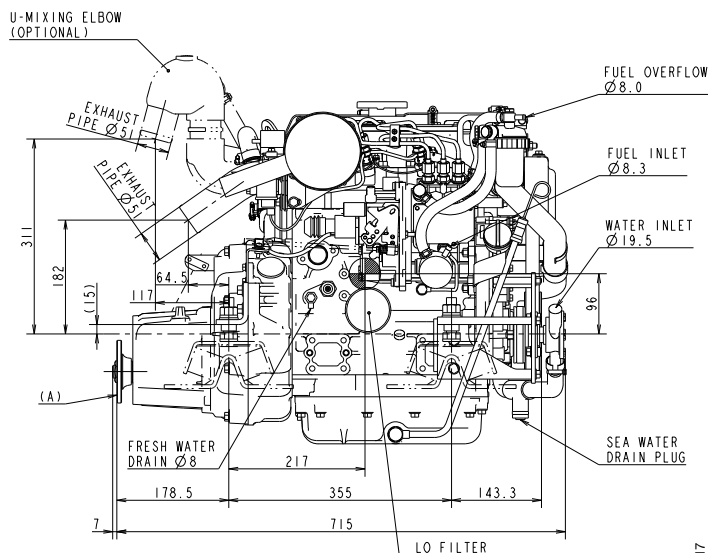
Fuel condition: Density at 15°C = 0.84 g/cm³; 1 kW = 1.3596 mhp = 1.3410 HP
 * Fuel temperature 40°C at the inlet of the fuel injection pump [ISO 8665:2006]
 Technical data is according to ISO 8665: 2006

DIMENSIONS

Rear view



Right side view

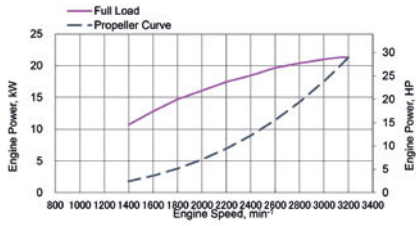


3YM30AE with KM2P-1 marine gear

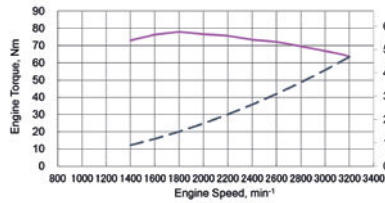


PERFORMANCE CURVES

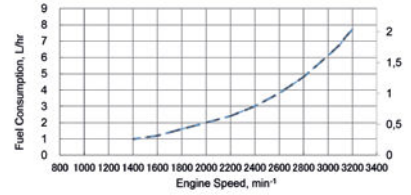
Power



Torque



Fuel Consumption

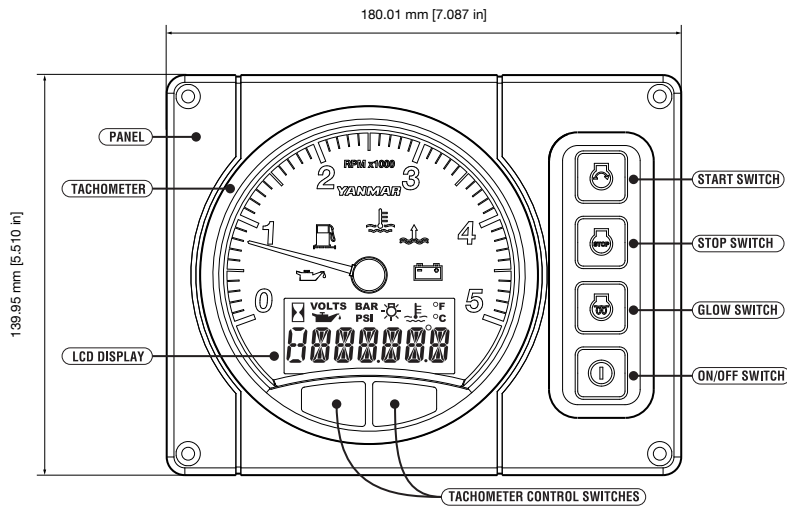


MARINE GEARS / DRIVE*

Model	KM2P-1 (parallel)	Saildrive [SD25]
Type	Mechanical cone clutch	Constant mesh gear with dog clutch
Dry weight	9.8 kg [22 lbs]	30 kg [66 lbs]
Reduction Ratio [fwd/rev]	2.21/3.06	2.64/2.64
Propeller speed [fwd/rev]	1629/1176	1212/1212
Direction of rotation (viewed from stern)	Clockwise	Counterclockwise
Dry weight - engine & gear	137 kg [302 lbs]	157 kg [346 lbs]
Length engine and gear/drive	715 mm [28 in]	899 mm [35 in]

* Other marine gearboxes and configurations available upon request. Contact your local supplier for more information

INSTRUMENT PANELS



B20-panel

ACCESSORIES

Standard engine package

- Set of flexible mounts
- Exhaust mixing elbow [L-type]
- Belt safety cover
- Expansion tank for fresh water cooling system
- Alternator 12V - 125A
- Electric stop solenoid
- Operation manual
- Sensor for instrument panel
- B20-panel

Optional accessories

- Extension wire harness [4m, 6m, 10m]
- High riser mixing elbow [instead of L-elbow]
- Hot water kit with cocks
- Dual Harness (For 2nd Station)
- Propeller cone nut kit SD25

NOTE: All data subject to change without notice. Text and illustrations are not binding.